



# The Renewables Infrastructure Group

Investing in a clean and secure future

Master Investor Show, 29 March 2025

This document has been issued by The Renewables Infrastructure Group Limited (TRIG). It has been prepared by InfraRed Capital Partners Limited (“InfraRed”) in conjunction with TRIG.

This document is a financial promotion. It has been issued and approved as a financial promotion by InfraRed, which is solely responsible for its compliance with applicable UK regulatory requirements in the Financial Conduct Authority’s Handbook.

Although TRIG has attempted to ensure the contents of this document are accurate in all material respects, no representation or warranty, express or implied, is made to, and no reliance should be placed on the fairness, accuracy, completeness or correctness of the information, or opinions contained herein.

This document is being distributed to and is directed only at persons who fall within the end ‘target market’ for shares in TRIG.

This end target market is comprised of:

- (a) ‘*retail clients*’ (which includes individual investors), who do not need a guaranteed income or capital protection, who (either alone or in conjunction with an appropriate financial or other adviser) are capable of evaluating the merits and risks of such an investment and who have sufficient resources to be able to bear any losses that may result therefrom;
- (b) investors who meet the criteria of ‘*professional clients*’; and
- (c) ‘*eligible counterparties*’.

‘*Retail clients*’, ‘*professional clients*’ and ‘*eligible counterparties*’ have the meanings set out in the Financial Conduct Authority’s Handbook, which you can find [here](#).

**If you do not fall within the end target market for shares in TRIG, you should not treat this document as being distributed to or directed at you.**

Neither TRIG, its investment manager, InfraRed, its operations manager, Renewable Energy Systems Limited, nor any of their respective advisors or representatives shall have any responsibility or liability whatsoever (for negligence or otherwise) for any loss howsoever arising from any use of this document or its contents or otherwise arising in connection with this document. Nothing in this paragraph shall exclude, however, liability for any representation or warranty made fraudulently.

The information set out herein may be subject to updating, completion, revision, verification and amendment and such information may change materially. Neither TRIG, InfraRed nor any other person is under any obligation to keep current the information contained in this document. This document is not and should not be construed as an offer to sell or the solicitation of an offer to purchase or subscribe for any securities. This document is intended for information purposes only and does not constitute investment advice. It is important to remember that past performance is not a reliable indicator of future results. Furthermore, the value of any investment or the income deriving from it may go down as well as up and you may not get back the full amount invested. There are no guarantees that dividend and return targets will be met.

An investment in TRIG will involve certain risks. This document and subsequent discussion may contain certain forward-looking statements with respect to the financial condition, results of operations and business of TRIG and its corporate subsidiaries. These forward-looking statements represent TRIG’s expectations or beliefs concerning future events and involve known and unknown risks and uncertainty that could cause actual results, performance, or events to differ materially from those expressed or implied in such statements. There can be no assurance that TRIG will achieve comparable results to those contained in this document, that any targets will be met or that TRIG will be able to implement its investment strategy. Additional detailed information concerning important factors that could cause actual results to differ materially is available in TRIG’s Annual Report for the year ended 31 December 2024 which is available from TRIG’s website. Unless otherwise stated, the facts contained herein are accurate as at 26 March 2025.

# Investment landscape

EU in the lead on wind energy

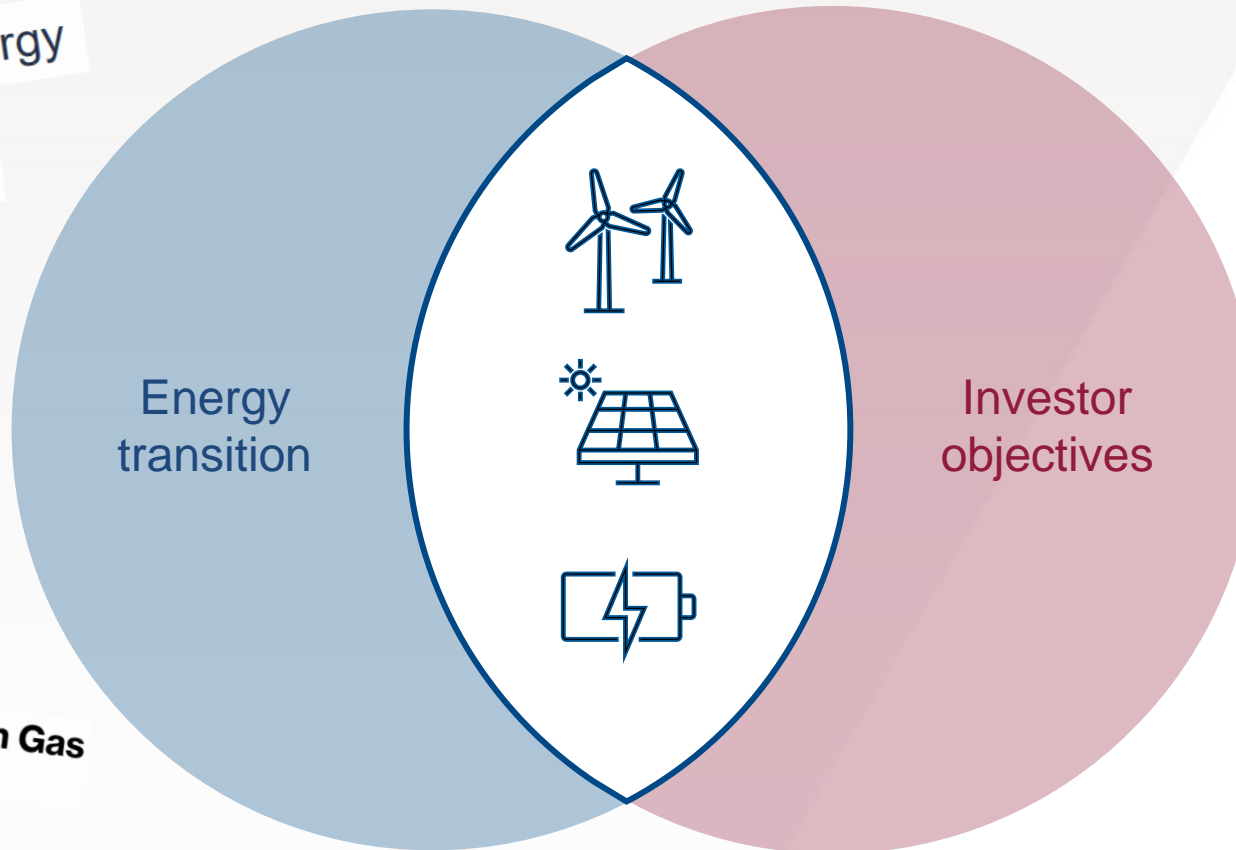


UK Treasury eyes spending cuts at GB Energy in blow to Ed Miliband

FINANCIAL TIMES

Putin Wants to Sell More Russian Gas to Europe. Can He?

Bloomberg



# Mature renewable energy technologies

Wind



Solar



Flexible capacity



# Three key sources of growth from active management

## Portfolio profile



Higher returning investments

Disposals above carrying value

## Development and Construction



Building new projects

Expanding existing sites

## Value enhancements

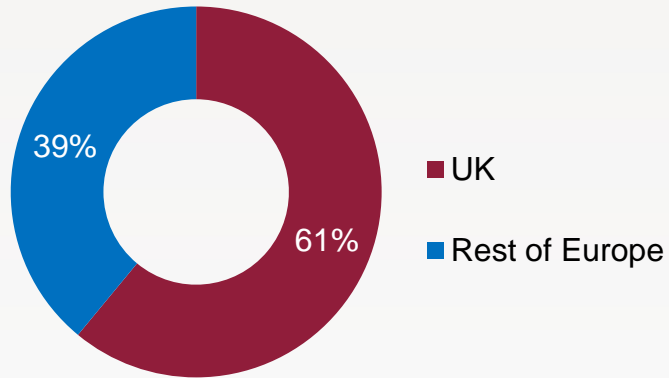


Optimising energy yield

Growing revenues & managing costs

# Portfolio profile

## Current portfolio



## Disposal activity

**£210m**  
Disposals signed in the last 24 months

**>10%**  
Average disposal premium<sup>1</sup>

Pallas



Ireland

Forss



UK

Little Raith



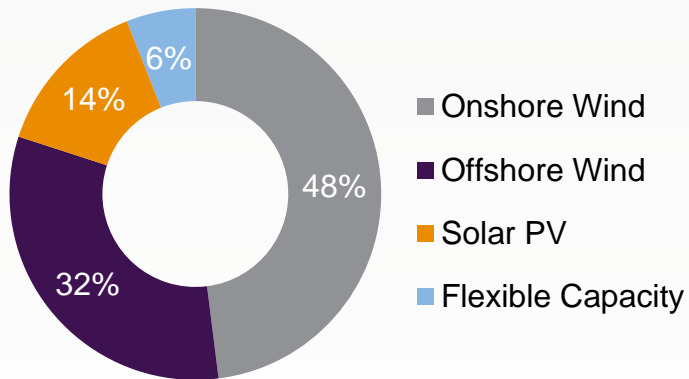
UK

Gode 1



Germany

## Higher returning investments



Greenfield



Fig Power




Repowering

Portfolio charts represent TRIG's committed portfolio as at 31 December 2024, excluding 15.2% stake of Gode which was divested during the year.

1. Disposal premium over carrying value across all announced disposals

# Development & construction





Cadiz solar &  
Grönhult onshore wind  
**301MW commissioned 2023**








'Twin Peaks' onshore wind  
**242MW<sup>1</sup> commissioned 2024**





Ryton battery storage  
**78MW in construction**





Spennymoor storage &  
Cuxac repowering  
**125MW in late development**

**650MW**

Net capacity constructed  
since IPO

**>£250m**

Construction & development  
funded in last three years

**1GW**

Development pipeline

1. Gross capacity, TRIG's 50% net capacity share is 121MW

## Increasing yield



- Blade hardware
- Wake steering
- Collective control
- Inverter optimisation
- Machine learning

## Optimising operations



- TuneUp
- New routes to market
- Power curve upgrades
- Innovative inspection & monitoring

# Enhancing shareholder returns



1. Projections are subject to actual performance, cashflow receipts, as well as investment and disposal activities


# Creating shareholder value from a portfolio of renewable energy generation assets



**InfraRed**  
Capital Partners

**RES**


**Expert  
management team**



**Scale & liquidity**



**Total return**



**Robust  
balance sheet**